

1955-72 COLUMN SHIFT INDICATOR INSTALLATION



Randy Irwin - Technical Writer

Randy has been involved in the Chevy parts business for over 25 years. He is a wizard at creating, making and modifying custom parts for Chevys.

To know what gear you're in is pretty important! If your car originally had an automatic transmission, there was a shift indicator in the dash letting you know what gear you were in. If the car originally had a manual transmission, there was no shift indicator installed by the factory. If the car originally had a manual transmission and is upgraded with an automatic, there will be no shift indicator in the dash letting you know what gear your car is in. Depending on the year of the car, installing a shift indicator can range from changing the speedometer to the entire cluster bezel. This can become costly and with painted surfaces, you sometimes just don't want to go there. The folks at ididit have come up with a simple and clean way to install a shift indicator on a column shift column. The shift indicator is available for three or four-speed automatic transmissions. The shift indicator includes a polished, sculpted billet aluminum bezel that will match your chrome column or can be painted to match a painted column.

Parts Needed:

	Catalog price	Member price
06-350 3-Speed Automatic Shift Indicator	\$54.99	\$52.49 kit
06-351 4-Speed Automatic Shift Indicator	54.99	52.49 kit

To order parts call 1-800-456-1957 or visit ClassicChevy.com

Tools Needed:

1/8" Drill Bit and Drill
Phillips Screw Driver
Red Touch Up Paint

Time Frame:

1-Hour



Photo #1a & 1b: The 1955-56 cars actually had a different instrument bezel between manual and automatic transmissions. On manual shift cars, the window for the indicator was not even cut out. Replacing the bezel can be fairly costly and cutting the window is all but impossible.




Photo #2: The new shift indicator anchors to the head of the steering column with two sheet metal screws while the pointer anchors to the shift collar with double sided tape. The indicator has a clear lens with a polished billet bezel and billet

pointer. If the steering column is painted, the billet bezel and pointer may be painted to match the color of the steering column. **P/N 06-350** is for a three-speed automatic and **P/N 06-351** is for a four-speed automatic.



#1a



#3a



#3b

Photo #3a & 3b: With the column in the tilted position, locate the indicator on the steering column head at 12 o'clock. This will put the left hand edge of the billet bezel about 3/8" from the hole in the column for the tilt lever.



Photo #4a & 4b & 4c: Mark the steering column head and drill two 1/8" holes and attach the bezel and lens to the steering column head with the screws provided.





Photo #5a & 5b & 5c: The pointer for the indicator is aluminum and is held to the shift collar with double sided tape. Using some red touch-up paint, we painted the face of the pointer to make it much easier to see through the indicator lens.





Photo #6a & 6b: Peel the covering from the tape on the pointer and with the steering column in park; place the pointer on the shift collar so that it aligns with the "P" on the indicator lens. This is great way to add a shift indicator to a car the never had one and gives a great custom touch at the same time! Good Luck! 

1955-57 FRONT & REAR SPRING SALE

Available In Stock Height Or 2" Lowering To Improve The Firmness, Handling & Looks Of Your Classic



Stock Height:

		Catalog	Member	Sale Price
21-13	Front Coils ▲	\$79.99	\$75.99	\$71.99 pr.
21-36	Rear 4-Leaf (2 Req'd) ▲	129.99	123.49	116.99 ea.
21-35	Rear 5-Leaf (2 Req'd) ▲	99.99	94.99	89.99 ea.
21-46	Rear 6-Leaf (2 Req'd) ▲	189.99	180.49	170.99 ea.

Lowering

21-133	Front Coils ▲	\$79.99	\$75.99	\$71.99 pr.
21-144	Rear 5-Leaf (2 Req'd) ▲	124.99	118.74	112.49 ea.
21-156	Rear 6-Leaf (2 Req'd) ▲	189.99	180.49	170.99 ea.



QA1 Front Coil-Over Shock Conversion Kit †

- Can Be Adjusted From Stock Height Down To 2-7/8" Lower Than Stock
- Includes QA1 Aluminum Shocks & Polished Chrome-Appearing Powder Coated Springs



21-174 \$549.99 \$522.49 **\$494.99 kit**



KYB Front And Rear Shock Absorbers †

- Gas Charged For Improved Handling & Ride

21-58	Gas Front	\$34.99	\$33.24	\$31.49 ea.
21-57	Gas Rear	34.99	33.24	31.49 ea.
21-80	High-Pressure Mono Tube Gas Front	49.99	47.49	44.99 ea.
21-81	High-Pressure Mono Tube Gas Rear	49.99	47.49	44.99 ea.

† Shocks cannot be shipped via air

▲ Oversized item, add shipping and handling cost

ECKLER'S
ClassicChevy
INTERNATIONAL

Mention
Keycode
CH1007

Call 1-800-456-1957

or visit www.ClassicChevy.com

SALE ENDS OCTOBER 31st, 2007.